

Model # TPD-DB9

WARRANTY STATEMENT

During the applicable warranty period, any Transient Protection Design™ device which fails due to defect in materials, workmanship, or any transient event, including lightning, shall be repaired or replaced at TPD's discretion without charge. In the event of a return the device must be shipped FOB TPD place of business within the applicable warranty period. The applicable warranty period for the TPD surge protective device is outlined below in the Warranty Period section. The warranty period for any repaired devices or replacement devices will be only the remaining portions of the original limited warranty.

A Return Material Authorization (RMA) number must be obtained from the Company's Customer Service department before returning any Products.

The Company shall have no liability under this warranty for problems or defects directly or indirectly caused by misuse of the Product, alteration of the Product (including removal of any warning labels), accidents, improper installation, application, operation or improper repair of the Product.

THIS WARRANTY REPRESENTS THE ENTIRE WARRANTY OF THE COMPANY. ALL OTHER WARRANTIES EXPRESS OR IMPLIED, ORAL OR WRITTEN, INCLUDING, BUT NOT LIMITED TO, THE WARRANTIES OF MERCHANT ABILITY AND FITNESS FOR A PARTICULAR PURPOSE ARE HEREBY DISCLAIMED.

The liability of the Company, at its sole option, under this warranty is expressly limited to the replacement or repair of the defective part thereof. IN NO EVENT SHALL THE COMPANY BE LIABLE OR RESPONSIBLE FOR SPECIAL, INCIDENTAL, OR CONSEQUENTIAL DAMAGES OF ANY KIND OR CHARACTER, NOR SHALL ITS LIABILITY EVER EXCEED THE PURCHASE PRICE PAID TO COMPANY FOR SUCH DEFECTIVE PRODUCT.


This warranty is not transferable and may only be enforced by the original end user. Claims under this warranty must be submitted to Transient Protections Design within thirty (30) days of discovery of any suspected product defect.

Model#	Warranty Period
TPD-DB9	Ten Years Unlimited Free Replacement

SAVE THESE INSTRUCTIONS

Note: If devices are received damaged, notify the shipping company immediately. Retain containers and packing materials for inspection.

ENCLOSURE DIMENSIONS FOR TPD-DB9



NOTE 1: AC breaker panel protection is recommended when using data protection. Data protection diverts or dumps excess energy from data lines into the power grounding system. By strategically protecting branch breaker panels with the TPX, surge events will once again be equalized and safely contained at the breaker panel.

CAUTION—IMPORTANT SAFETY INFORMATION

- Never install surge suppression during a lightning storm.
- This product is for INDOOR USE ONLY. INSTALL IN WEATHERPROOF ENCLOSURE FOR OUTDOOR USE.
- The below suppressors are intended for use as protectors for low voltage signal, data and communication lines.
- Read and understand all instructions prior to installation and operation.

Model # TPD-DB9

Protect RS232 lines with DB9 connections.

INSTALLATION

1. Unit is Bidirectional. **Not** In/Out Sensitive. Check unit label for proper installation.
2. Install unit in front of equipment you wish to protect and ground to power source feeding equipment. Install with minimum 12" leads between unit and equipment.

GROUNDING

3. Connect an AWG # 14 ground wire from the unit's ground stud and secure it to the nearest available system ground. The unit's ground lug must be connected to the ground AC reference used by the system being protected. In some environments, this ground point may be the ground bar in the AC power panel or low voltage equipment electrical ground.

GROUNDING PERFORMANCE NOTE

4. Ground leads should be as short and as straight as possible. The shorter the ground wire the lower the impedance. Minimize ground wire lead length to the cm/inch. It is always best to test grounds to verify their existence before relying on them to protect equipment.

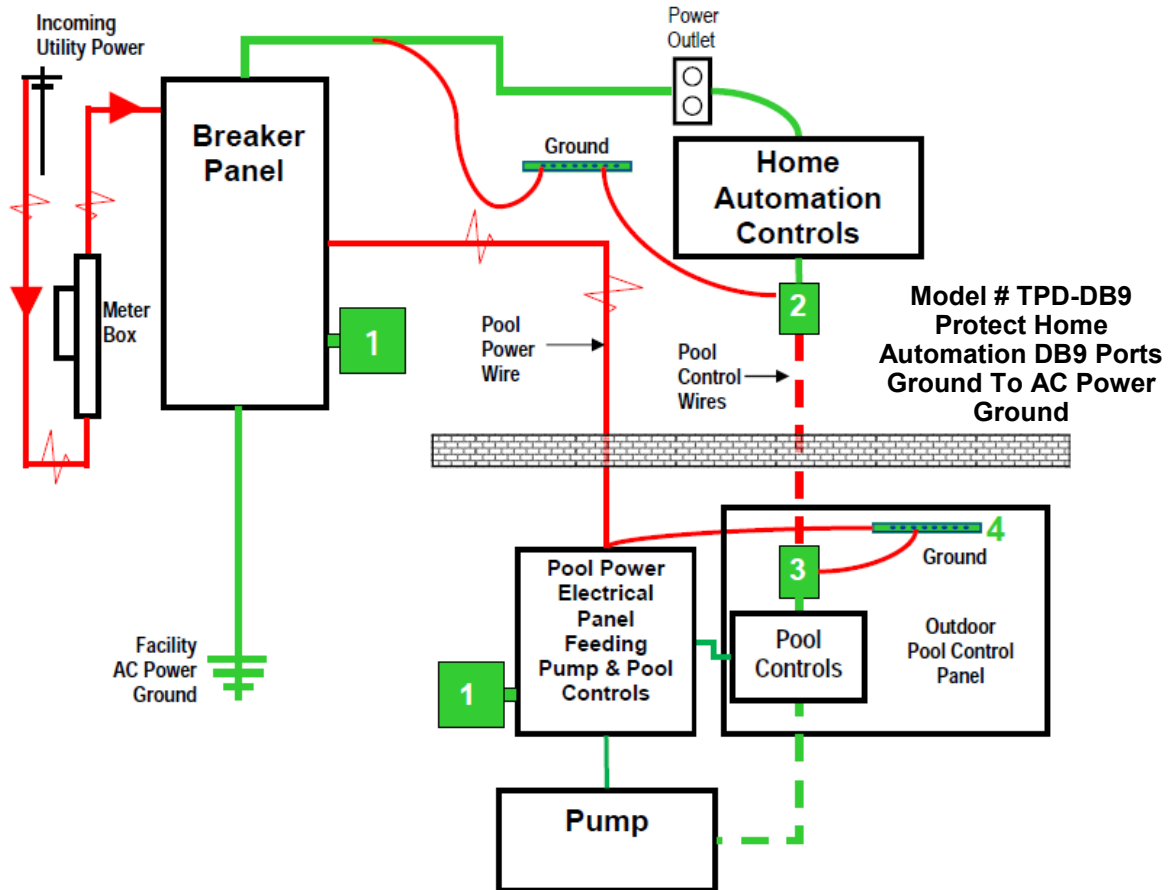
NO INDEPENDENT GROUNDS *****

5. Surge devices must **not** be connected to ground points that are independent of AC ground.

Model # TPD-DB9

INSTALLATION CONTINUED

NOTE 2: The protected device/equipment should also have AC protection because it is still vulnerable to transients on or from the power lines. Omitting AC protection poses a continued threat of failure and lockup at the communication interface.



Transient Protection Design

#1 TK-TTLP-1S240-FL

#2 TPD-DB9

#3 TPD-24SLP4


#4 TPD-GRD

MOUNTING INFORMATION & ENCLOSURE DIMENSIONS FOR TPD-DB9

Din Rail or
Screw Down
Mountable

← →

Tabs slide out for
screw down
mounting.



Need additional assistance?
Call Technical Support at 1-717-436-2856 or visit
www.TransientProtectionDesign.com